

*Richmond*<sup>TM</sup>

**LONDON**

cosmetic skincare

# Skin Products Catalog

[www.richmondenterprise.co.uk](http://www.richmondenterprise.co.uk)

[Info@richmondenterprise.co.uk](mailto:Info@richmondenterprise.co.uk)

No.	Product Name	Pictures	Before and After Photos	Volume	Features /Function	How to use
<b>Skin Care Set</b>						
1	Niacinamide Marigold Whitening Skin Care Set			5Pcs/set	<ol style="list-style-type: none"> <li>1. Remove impurities and improve dullness.</li> <li>2. Moisturize the skin and lighten pigmentation.</li> <li>3. Resist oxidation and reduce blemishes.</li> <li>4. Lighten surface pigmentation and inhibit melanin production.</li> <li>5. Reduce under-eye dark circles and diminish fine lines.</li> </ol>	<p>Use Face Cleanser to clean skin</p> <p>Use Face Toner for daily skin care</p> <p>Use Eye Cream for daily skin care</p> <p>Use Face Serum for daily skin care</p> <p>Use Face Cream for daily skin care</p>
2	Vitamin C Brightening Skin Set			5Pcs/set	<ol style="list-style-type: none"> <li>1. Brighten skin and even skin tone</li> <li>2. Fade spots and freckles</li> <li>3. Improve dullness and glowing skin</li> <li>4. Hydrate, soften and smooth skin</li> </ol>	<p>Use Face Cleanser to clean skin</p> <p>Use Face Toner for daily skin care</p> <p>Use Eye Cream for daily skin care</p> <p>Use Face Serum for daily skin care</p> <p>Use Face Cream for daily skin care</p>
3	24K Gold Anti Wrinkle Skin Care Set		<p>ANTI AGING</p> <p>Fade wrinkles and fine lines, firm and lift skin</p>  <p>ANTI OXIDANT</p> <p>Improve skin dullness, brighten skin with radiance</p>	5Pcs/set	<p>Provides antioxidant protection</p> <ul style="list-style-type: none"> <li>- Fills in wrinkles and fine lines</li> <li>- Firms facial contours</li> <li>- Smoothens lines around the eyes</li> <li>- Revives a youthful complexion</li> <li>-Brighten Skin Tone</li> </ul>	<p>Use Face Cleanser to clean skin</p> <p>Use Face Toner for daily skin care</p> <p>Use Eye Cream for daily skin care</p> <p>Use Face Serum for daily skin care</p> <p>Use Face Cream for daily skin care</p>
4	Tea Tree Acne Treatment Skin Set			5Pcs/set	<ol style="list-style-type: none"> <li>1. Prevent acnes and pimples</li> <li>2. Reduce acne marks and redness</li> <li>3. Repair damaged skin</li> <li>4. Make skin healthy</li> </ol>	<p>Use Face Cleanser to clean skin</p> <p>Use Face Clay Mask to deep cleanse skin</p> <p>Use Face Toner for daily skin care</p> <p>Use Face Serum for daily skin care</p> <p>Use Face Cream for daily skin care</p>
5	Retinol Anti Aging Skin Set			4Pcs/set	<p>Fills in wrinkles and fine lines</p> <p>Firms facial contours</p> <p>Smoothens lines around the eyes</p> <p>Revives a youthful complexion</p>	<p>Use Face Toner for daily skin care</p> <p>Use Eye Cream for daily skin care</p> <p>Use Face Serum for daily skin care</p> <p>Use Face Cream for daily skin care</p>
<b>SUN CARE Products</b>						
6	Anti-UV Facial Moisturising Cream With SPF30			50g	<p>Containing a combination of 5X ceramides and 8D hyaluronic acid, it provides intensive hydration and strengthens the skin, making it more resistant to external irritants.</p> <p>Additionally, it is formulated with physical sunscreen ingredients to help the skin resist UV damage, preventing sunburn, redness, and tanning.</p>	<p>After basic skincare, take an appropriate amount of this product and apply it evenly to the facial skin.</p> <p>Gently massage until absorbed.</p>
7	All Day Defense Sunscreen SPF50++			50g	<p>Formular based on plant extract, this sunscreen helps the skin resist UV damage, preventing sunburn, redness, and tanning.</p>	<p>After skin care, take an appropriate amount of sunscreen, apply it evenly on the face, neck, arms, legs, and other parts that need sun protection, pat, and massage until completely absorbed. It is recommended to apply it for about 10 minutes before going out for better protection. If it is exposed to the sun for a long time, it is recommended to reapply every 2~3 hours.</p>

8	Sun Care Lotion SPF50++				Formular based on plant extract, this sunscreen helps the skin resist UV damage, preventing sunburn, redness, and tanning.	After skin care, take an appropriate amount of sunscreen, apply it evenly on the face, neck, arms, legs, and other parts that need sun protection, pat, and massage until completely absorbed. It is recommended to apply it for about 10 minutes before going out for better protection. If it is exposed to the sun for a long time, it is recommended to reapply every 2~3 hours.
9	Sun Kids Sensitive Lotion SPF50++				Formular based on plant extract, this sunscreen helps the skin resist UV damage, preventing sunburn, redness, and tanning.	After skin care, take an appropriate amount of sunscreen, apply it evenly on the face, neck, arms, legs, and other parts that need sun protection, pat, and massage until completely absorbed. It is recommended to apply it for about 10 minutes before going out for better protection. If it is exposed to the sun for a long time, it is recommended to reapply every 2~3 hours.
10	Face & Body Lotion Spray SPF50++				Formular based on plant extract, this sunscreen helps the skin resist UV damage, preventing sunburn, redness, and tanning.	After skin care, take an appropriate amount of sunscreen, apply it evenly on the face, neck, arms, legs, and other parts that need sun protection, pat, and massage until completely absorbed. It is recommended to apply it for about 10 minutes before going out for better protection. If it is exposed to the sun for a long time, it is recommended to reapply every 2~3 hours.
11	High Multiples Lasting Sunscreen Spf50+Pa++++			50g	Triple sunscreen ingredients compounded with calendula extract and Moringa seed essence create four layers to protect the skin from UV damage, UVB, blue light, and environmental pollution, giving the skin 360-degree comprehensive protection. With durable and long-lasting sun protection of SPF50+PA++++, the skin protects the skin from UV under very hot.	After skin care, take an appropriate amount of sunscreen, apply it evenly on the face, neck, arms, legs, and other parts that need sun protection, pat, and massage until completely absorbed. It is recommended to apply it for about 10 minutes before going out for better protection. If it is exposed to the sun for a long time, it is recommended to reapply every 2~3 hours.
12	JoyPretty Instant Whitening Sunscreen			50g	The combination of physical & chemical sunscreen can provide double UVA/UVB protection. Combined with waterproof and anti-sweat technology, the skin is not afraid of the sun. The combination of nicotinamide and instant skin brightening technology can immediately whiten the skin once applied, making the skin soft, bright, soft and delicate. Contains gold leaf flower and 3D pore modification.	After skin care, take an appropriate amount of sunscreen, apply it evenly on the face, neck, arms, legs, and other parts that need sun protection, pat, and massage until completely absorbed. It is recommended to apply it for about 10 minutes before going out for better protection. If it is exposed to the sun for a long time, it is recommended to reapply every 2~3 hours.
13	JoyPretty Skin Shield Origin Mineral Sunscreen			50ml	Long-term UV prevention; Water and sweat resistant; Against sunburn; Reduce melanomas; Non-greasy.	1. Apply Skin Shield Origin Mineral Sunscreen on your skin generously 15 minutes before sun exposure; 2. Reapply at least every two hours
14	AuQuest After Sun Treatment Oil			30ml	Sunburn care; Prevent peeling and browning; Relieve and calm skin; Hydrate and moisturize; Non-stimulated.	Wash skin with warm water; Apply the oil gently onto clean and dry skin; Massage with circular motions until the oil is absorbed.
15	AuQuest Dark Tanning Sunscreen Oil Spray			100ml	If you want to make your skin look dark and healthy, you should try this Dark Tanning Sunscreen Oil. It contains abundant Rhodiola rosea extract and Sophora japonica bud extract that can help accumulate melanin when basking in the sunshine. However, exposing under the sun for a long time is able to cause sunburn and hurt your skin, even leads to skin cancer. This oil can protect you from	Use 15 minutes before sun exposure; Spray on the exposed skin evenly; Reapply at least every 2 hours; Avoid contact with eyes. If contact occurs, wash with plenty of water and seek medical attention as soon as possible.
<b>Eye Care Products</b>						
16	JoyPretty Polypeptide Multi-Effects Eye Cream			20g	Anti-aging; Wrinkle removal; Lightening dark circle; Tightening skin; Super hydrating.	1. After cleaning skin, apply appropriate amount of Polypeptide Multi-Effects Eye Cream on the skin around eyes; 2. Gently tap the skin with your fingertip to help absorption.




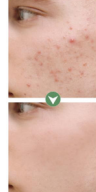


17	Firming Contour Eye Cream			20g	Anti-aging; Wrinkle removal; Lightening dark circle; Tightening skin; Super hydrating.	1. After cleaning skin, apply appropriate amount of Polypeptide Multi-Effects Eye Cream on the skin around eyes; 2. Gently tap the skin with your fingertip to help absorption.
18	JoyPretty Vitamin C Brightening Eye Serum			20ml	Lighten dark circle; Improve crow's feet; Brighten skin tone; Hydrate and moisturize.	1. After cleaning skin, apply appropriate amount of Vitamin C Brightening Eye Serum on the skin around eyes; 2. Gently tap the skin with your fingertip from canthus to eye end to help absorption.
19	AuQuest Peptide Anti Aging Eye Serum			20g	This triple rollerball can massage up to nine acupoints to relieve tension in the skin around eyes, moisturize, tighten and repair the skin with more than five peptides. It can contribute to the production of collagen, renew the skin's texture, tighten fine lines and wrinkles, bring better eyes contours and firm skin. It can also remove dark circles and puffiness under the eyes, nourish skin and fade	1. Open the lid, take and appropriate amount of essence and apply it to the skin around eyes. 2. Gently massage the skin around the eyes counter-clockwise from the bridge of the nose. 3. Gently pat the skin with the fingertips so that the essence can be absorbed.
20	AuQuest Anti-Dark Circle Eye Cream			20G	Enriched with 4D peptides, this anti-wrinkle ingredient effectively combats dryness, fine lines, and expression lines around the eyes, leaving the skin around the eyes firm and well-defined. Specially formulated with caffeine and astaxanthin, it helps eliminate pigmentation around the eyes and promotes blood circulation in the eye area, reducing the appearance of dark circles and eye bags, leaving more	1. After cleaning skin, apply appropriate amount of Eye Cream on the skin around eyes; 2. Gently tap the skin with your fingertip from canthus to eye end to help absorption.
21	JoyPretty Tea Tree Acne Refreshing Eye Cream		 Lighen Fine Lines And Anti-aging Eliminate Fat Particles	20ml	Sunburn protection; Improve dark circle; Anti-oxidant; Oil control; Hydrate skin.	1. After cleaning skin, apply appropriate amount of Tea Tree Acne Refreshing Eye Cream on the skin around eyes; 2. Gently tap the skin with your fingertip to help absorption.
22	Rapid Rejuvenatist Eye Cream		 REAL EFFECTS	20g	To erase the signs of ageing skin, Rapid Rejuvenatist Eye Cream adds several peptides along with niacinamide to take a two-pronged effect. Peptides are able to weakens muscle contraction that will cause expression lines. When penetrating into skin around eyes, peptide is infused to shrunk cells to make skin plump with less wrinkles and fine lines. Niacinamide can deeply prevent melanin accumulation, thus	1. Smooth eye cream around the eye area including under eye after cleansing skin; 2. Gently tap the skin with your fingertip to help absorption.
23	ADVANCED RETINOL REJUVENATING EYE CREAM			25g	Eye lifting; Reduce fine lines and wrinkles; Remove dark circle; Improve eye bag; Renew skin.	1. Smooth product around the eye area including under eye after cleansing skin; 2. Gently tap the skin with your fingertip to help absorption
24	AuQuest Eyelash Growth Serum		 Naturally Curly Fuller Looking Long-term Use	4.5ml	Increase eyelashes' length, thickness and darkness of eyelashes, help you achieve extension-length lashes.	Step 1: The eye should be completely clean of any make-up eye cream. Step 2: Apply the serum from the inner corner of the eye outwards, directly on the base of your eyelashes. Step 3: Then from the roots of eyelashes, please use the mascara brush your eyelashes to accelerate effect.
25	AuQuest Green Seaweed Hydrogel Eye Patch			60片	This eye-area specific mask is enriched with antioxidant-rich algae, spirulina and chondrus crispus. This anti-aging formula also features soothing botanical extracts along with deeply hydrating ingredients like Sodium Hyaluronate ensures skin is beautifully conditioned and plumped up. Regular use will help balance and brighten	1. Cleanse and dry your face. 2. Place the patches below the eye. 3. Use 2-3 times a week, Wear about 20 mins. 4. Remove the patches, DO NOT reuse them.

26	AuQuest Bamboo Charcoal Eye Mask Patch			60片	<ol style="list-style-type: none"> <li>1. Can absorb dirt on the skin under the eyes and clean the skin.</li> <li>2. Moisturizing function</li> <li>3. Restore the elasticity and firmness of the skin under the eyes</li> <li>4. Remove dark circles</li> <li>5. Reduce the appearance of wrinkles, puffy eyes, eye bags and dark circles</li> </ol>	<ol style="list-style-type: none"> <li>1. Cleanse and dry your face.</li> <li>2. Place the patches below the eye.</li> <li>3. Use 2-3 times a week, Wear about 20 mins.</li> <li>4. Remove the patches, DO NOT reuse them.</li> </ol>
27	AuQuest 24K Gold Eye Mask Patch			80pcs	<ol style="list-style-type: none"> <li>1. With a great deal of anion, the active 24k gold has the ability to expel harmful toxins, increase blood circulation and improve cellular metabolism, thus promote following absorption, resist aging and lighten dark circle.</li> <li>2. Moisturizing function</li> <li>3. Restore the elasticity and firmness of the skin under the eyes</li> </ol>	<ol style="list-style-type: none"> <li>1. Cleanse and dry your face.</li> <li>2. Place the patches below the eye.</li> <li>3. Use 2-3 times a week, Wear about 20 mins.</li> <li>4. Remove the patches, DO NOT reuse them.</li> </ol>
28	Hyaluronic Acid Face Mask Sheet			25ml	Contains Hyaluronic Acid and Aloe Rebuild Moisturizing Barrier Deeply hydrate skin	<ol style="list-style-type: none"> <li>1. Cleanse and dry your face.</li> <li>2. Place the mask on your face.</li> <li>3. Use 2-3 times a week, Wear about 20 mins.</li> <li>4. Remove the mask, DO NOT reuse them.</li> </ol>
29	Vitamin C Face Mask Sheet			25ml	Brighten skin tone Fade spots Moisturize and hydrate skin	<ol style="list-style-type: none"> <li>1. Cleanse and dry your face.</li> <li>2. Place the mask on your face.</li> <li>3. Use 2-3 times a week, Wear about 20 mins.</li> <li>4. Remove the mask, DO NOT reuse them.</li> </ol>












## Lips Care Products





29	Multi Lip Care Bubble Lip Mask			8g	Soft lips look appealing and comfortable. However, it is easy for them to become dry and cracked. There is an optimal choice to fight against it. The natural bubble lip scrub removes rough skin and provides intensive hydration, delivering moisture deep into your skin's layers. It also combats dullness due to dryness and old, hard lip skin cells. Containing moisturizing agents, it gently exfoliates to	Press cream out, apply to the lips for 2-3 minutes; Bubbles appear, wipe them off and rinse; End up with your Moisturizing lip balm for a better effect; Twice a week.
30	60S upper lip hair removal cream			20g	Faster and more thorough hair removal without leaving any black spots. It is gentle and painless, without redness or burning. Formulated with high-concentration sweet almond oil and aloe vera extract, it soothes and nourishes the skin during hair removal, making the skin fearless of pain, redness, and burning. After hair removal, the skin is soft, moisturized, delicate, and smooth.	Take an appropriate amount of hair removal cream and apply it evenly to the area around the upper lip where hair is present. After 1-2 minutes, gently wipe it clean with a wet tissue or cloth, and finally rinse thoroughly with plenty of water. (Before use, wipe the applicable area with a warm towel for better results. Note that the maximum usage time should not exceed 3 minutes.)
31	AuQuest Sugar Exfoliating Lip Scrub			10g	Effect Nourish lips; Soften dead skin; Diminish lip lines; Improve dark lips.	<ol style="list-style-type: none"> <li>1. Wet your lips with hot towel for 1 minute;</li> <li>2. Apply appropriate amount of lip scrub on your lips;</li> <li>3. Gently massage in circle for 5 minutes then wipe off with damp towel.</li> </ol>
32	AuQuest Rose Essence Moisture Lip Mask			10g	Nourish lips; * Smooth lip skin; * Diminish lip lines; * Improve dark lips.	<ol style="list-style-type: none"> <li>1. Wet your lips with hot towel for 1 minute;</li> <li>2. Apply appropriate amount of lip mask on your lips before going to bed.</li> </ol>
33	AuQuest Rose Lip Care Oil			5ml	Hydrate and moisturize lips; Lighten lip lines; Promote fuller and plumper lip contours; Easy to absorb.	Apply on lips whenever necessary.
34	AuQuest Moisture Lip Balm			5g	Soft and Smooth Lips Moisturizing & Nourishing Rose Scent	Apply on lips whenever necessary.

## Face Cleanser Foam






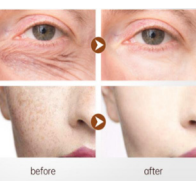


35	JoyPretty Vitamin C Face Cleanser Foam			100ml	Mild cleansing; Dissolve dirt & oil; Replenish vitamin C; Cuticle removal; Keep PH balance. Brighten skin	<ol style="list-style-type: none"> <li>1. Wet your face;</li> <li>2. Apply appropriate amount into palms and lather with water;</li> <li>3. Evenly extend onto the skin, gently massage for 1-2 minutes;</li> <li>4. Then rinse off with warm water.</li> </ol>
36	JoyPretty Tea Tree Repair Face Foam			100ml	Deeply clean skin Acne and pimple removal Soothing and moisturizing Hypo-Allergenic	<ol style="list-style-type: none"> <li>1. Wet your face;</li> <li>2. Apply appropriate amount into palms and lather with water;</li> <li>3. Evenly extend onto the skin, gently massage for 1-2 minutes;</li> <li>4. Then rinse off with warm water.</li> </ol>
37	AuQuest Salicylic Acid Mild Clarifying Cleanser			100ML	Reduce excess surface oil; Clear breakouts; Anti-inflammation&Anti-bacteria; Remove black head; For oily skin and acne.	<ol style="list-style-type: none"> <li>1. Wet your skin and bubble net;</li> <li>2. Squeeze a cherry-sized amount of cleanser into bubble net and rub together to create a dense foam lather;</li> </ol>

## Face Clay Mask







38	AuQuest Turmeric Brightening Facial Clay Mask			50g	Contain turmeric extract; Anti-inflammation and anti-oxidation benefit; Reduce acne and redness; Whitening and curing; Deeply pores purify.	<ol style="list-style-type: none"> <li>1. Clean your face with warm water;</li> <li>2. Apply appropriate amount of product to cover your face evenly, except the skin around eyes and lips;</li> <li>3. Leave the mask on your face for 10-15 minutes before rinsing it carefully;</li> <li>4. Use 2-3 times per week as needed. Making a hot compresses with wet towel or face steamer would be better.</li> </ol>
39	AUQUEST Salicylic Acid Rejuven Clay Mask			50ml	Absorb oil&dirt; Anti-inflammation&Anti-bacteria; Gently exfoliate; Reduce black head; Brighten skin.	<p>Step1: After cleansing the skin with a facial cleanser, apply a warm towel to the face for 1-2 minutes.</p> <p>Step2: Apply an appropriate amount of clay to the skin, T-zone, can be thickly covered, avoiding the eyes and mouth area.</p> <p>Step3: After 15-20 minutes, rinse the mud film from the surface with warm water, it needs to be completely cleaned.</p> <p>Step4: Use other skin care steps such as toner.</p>
40	Tea Tree Acne Removal Clay Mask			60g	Deep cleaning; Purify pores; Absorb blackheads; Nourish skin.	<ol style="list-style-type: none"> <li>1. After cleansing your face, apply appropriate amount of clay mask to thickly cover your face (avoid eye area);</li> <li>2. Waiting for 10-15 minutes until it is nearly dry and then rinse thoroughly with warm water.</li> </ol>
41	AuQuest Essential Oil Pink Clay Mask			50g	Deep clean the skin, regularly clean the skin residual cosmetics, oil, etc., to prevent the skin pores from clogging, the formation of blackheads and melanin.	<ol style="list-style-type: none"> <li>1. Clean your face with warm water</li> <li>2. Apply appropriate amount of product to cover your face evenly, except the skin around eyes and lips</li> <li>3. Leave the mask on your face for 10-15 minutes before rinsing it carefully</li> <li>4. Use 2-3 times per week as needed. Making a hot compresses with wet towel or face steamer would be better</li> </ol>
42	AuQuest Rose Blossom Gel Mask			50g	Visible double rose petal; Densely hydrating; Brighten skin; Shrink pores; Soothe skin.	<ol style="list-style-type: none"> <li>1. Towel dry your face after cleaning;</li> <li>2. Cover a thick layer of gel Rose Blossom Gel Mask on the face with a silicone brush brush;</li> <li>3. Wait for 15 minutes and then rinse thoroughly with warm water.</li> </ol>
43	AuQuest Blackhead Removal Mask			50g	Blackhead removal; Soft cuticle; Thoroughly clean pores; Oil control; Smooth skin.	<ol style="list-style-type: none"> <li>1. Apply masks to your nose and face evenly after wash your face.</li> <li>2. Wait for 10~15 minutes, peel it off from bottom to top after it is dry, and then clean it with warm water.</li> </ol>

44	JoyPretty V-Line Face Shaping Beauty Mask			5	Say goodbye to double chin; Firming face skin; Powerful lifting; Reduce wrinkles; Eliminate face edema.	1. Cleanse your face; 2. Peel off the protective film and stretch the center of the mask to fit the contour of the chin and gently hang it on your ears for 1-8 hours; 3. Simply wear it Once two days.
45	JoyPretty Anti-Aging Forehead Wrinkle Removal Patch			5	Perfectly fit sunken part of skin; Reduce wrinkles; Skin lifting; Boost skin elasticity; Replenish hydration	1. After cleansing the face, remove both films of the patch. 2. After attaching it to stick to your smile-line and around the corners of nose, then remove the patch 20~40minutes later and gently pat remaining contents to help absorb. 3. Use continuously 2~3 times a week.

## Facial Toner/Lotion

46	JoyPretty Vitamin C Brightening Face Toner			100ml	Anti-oxidant; Replenish vitamin C; Mild condition; Brighten skin; Improve skin elasticity.	1. Cleansing your face with Vitamin C Skin Whitening Cleanser and the rinse off. 2. Apply appropriate amount of toner on your palm and then gently pat your face with your palms. 3. Or apply appropriate amount of toner on cotton piece and then dab your face. 4. Avoid contact with eyes.
47	JoyPretty Tea Tree Repair Toner			100ml	Plant based formula; Skin cleaning; Acne removal; Oil control; Prevent acne.	1. After cleaning with Tea Tree Refreshing Facial Cleanser, apply appropriate amount of lotion on cotton pad; 2. Tap gently on your face and neck. Pad your skin to help absorb; 3. Avoid contact with eyes, and if it enter your eye, rinse with plenty of water.
48	JoyPretty Retinol Moisturizing Toner			100ml	Anti-wrinkle; Reduce fine lines; Tighten skin; Brighten skin tone; Nourish skin.	1. Cleansing your face; 2. Apply appropriate amount of toner on your palm or cotton piece and then gently pat your face; 3. Use follow-up skincare products.
49	AuQuest Ultra Glowing Skin Whitening Toner			60ml	ALPHA-ARBUTIN + NIACINAMIDE; Evenly skin tone; Whiten skin; Improve dullness; Clear dark spots.	1. Cleansing your face; 2. Apply appropriate amount of toner on your palm or cotton piece and then gently pat your face; 3. Use follow-up skincare products.

## Face Essence Serum

50	JoyPretty Instant Lift Collagen Serum			30ml	Contains 3rd generation collagen with a molecular structure closer to human collagen, making it easier to be absorbed by the skin and combined with the collagen inside the skin. Formulated with acetyl hexapeptide-8, an anti-wrinkle ingredient, the serum tightens the skin from inside out, fades various wrinkles, including dry lines, fine lines, and	After cleansing and toning, take an appropriate amount of the serum and apply it evenly to the face and neck. Gently massage until fully absorbed.
51	AuQuest Pore Refining Serum			40ml	This product contains 30% new composite fruit acid and 2% new encapsulated salicylic acid, which uses slow-release technology to enhance the skin's acid resistance and gently remove excess epidermal keratin, shrink pores, and make the skin smooth and delicate.  It also contains natural fruit and vegetable	After cleansing and toning, take an appropriate amount of serum and apply it evenly to the face and neck, massaging until it is fully absorbed.
52	JoyPretty Vitamin C Brightening Face Serum			15ml	Brighten skin; Reduce UV damage; Improve dullness; Rejuvenate skin; Improve skin elasticity.	1. Cleanse skin with warm water. 2. Put two to three drops in the palm of your hand and with fingertips apply to face and neck. 3. Gently push up and massage until absorbed.

53	JoyPretty Clearly White Spot Fading Serum			30ml	Fade Sports; Whiten Skin; Improve dullness; Rejuvenate skin; Improve skin elasticity.	1. Cleaning skin with warm water. 2. Put two to three drops in the palm of your hand and with fingertips apply to face and neck. 3. Gently push up and massage until absorbed.
54	JoyPretty Rapid Regenerist Facial Serum			15ml	Niacinamide +Peptide MAX; Anti-ageing; Brighten and whiten skin; Fading fine lines; Promote collagen growth.	1. Clean skin with warm water. 2. Put two to three drops in the palm of your hand and with fingertips apply to face and neck. 3. Gently push up and massage until absorbed before using other product; 4. Use follow-up skincare products.
55	JoyPretty Tea Tree Acne Removal Serum			30ml	Acne removal; Nourish skin; Purify skin; Improve pores.	1. Use Tea Tree Refreshing Facial Cleanser to clean your skin; 2. Put two to three drops in the palm of your hand and with fingertips apply to face and neck; 3. Gently push up and massage until absorbed; 4. Avoid contact with eyes.
56	AuQuest 2X Turmeric Brightening Rejuvenating Serum			40ml	Contains Rich Vitamin C, Niacinamide Vitamin B5 and Acetyl hexapeptide-8 Brightening, freckle removal, skin rejuvenation	After cleansing and toning, take an appropriate amount of essence and apply it evenly on the face and neck, massage until fully absorbed. For skin with spots, it is better to use a wet compress with cotton pads.
57	JoyPretty Retinol Moisturizing Serum			50ml	Anti-wrinkle; Reduce fine lines; Tighten skin; Brighten skin tone; Deeply nourish skin.	1. Cleaning skin with warm water. 2. Put two to three drops in the palm of your hand and with fingertips apply to face 3. Gently push up and massage until absorbed before using other product.
58	AuQuest Advanced Retinol Moisturizing Serum			30ml	Reduce fine lines and wrinkles; Tighten skin; Even skin tone; Brighten skin; Rejuvenate and moisturize skin.	1. Cleaning skin with warm water. 2. Put two to three drops in the palm of your hand and with fingertips apply to face 3. Gently push up and massage until absorbed before using other product.
59	AuQuest Ultra Glowing Skin Whitening Serum			30ml	ALPHA-ARBUTIN + NIACINAMIDE; Evenly skin tone; Whiten skin; Improve dullness; Clear dark spots.	1. Cleaning skin with warm water; 2. Put two to three drops in the palm of your hand and with fingertips apply to face and neck; 3. Gently push up and massage until absorbed before using other product; Use follow-up skincare products.
60	AuQuest 24K Gold Niacinamide Essence			15ml	Whitening; Moisturizing; Brighten skin; Anti-aging; Hydrate and moisturize; Keep PH balance.	1. Cleaning skin with warm water. 2. Put two to three drops in the palm of your hand and with fingertips apply to face and neck. 3. Gently push up and massage until absorbed.
61	AuQuest 24K Gold Six Peptides			15ml	Rich in such essential ingredients as six peptides and hyaluronic acid this product reduces finelines, prevents wrinkles, improves loose skin, lifts and moisturizes the skin, keeps it firm and hydrated, and slows down aging.	Apply a small amount to entire face, allow skin to absorb until dry, gently massage the face with the palm for a better absorption. ( Sun-safe and suitable for daily use under makeup).
62	AuQuest Blueberry Hydrating Face Serum			15ml	Blueberries anthocyanins contain powerful antioxidant and anti-inflammatory agents and are packed with phytonutrients. Anthocyanins help keep skin looking youthful through their effects on the collagen matrix and improved microcirculation. Replenishing the skin with hyaluronic acid counteracts the loss of skin volume and fullness that occurs	1. Cleaning skin with warm water. 2. Put two to three drops in the palm of your hand and with fingertips apply to face and neck. 3. Gently push up and massage until absorbed.
63	Eye Care Serum			10ml	Anti-wrinkle and lifting eye area, dramatically firm and rest skin, eliminate dark circles and over 70% eye lines, absorbs immediately for skin, mild and no stimulation, no side effects.	1. Wash and pat skin dry. 2. Apply a small amount to entire face and neck area. 3. Allow skin to absorb until dry. 4. Sun-safe and suitable for daily use under makeup.


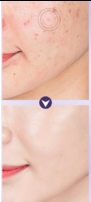






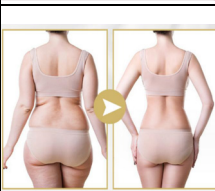



64	Six Peptides Serum			10ml	Dramatically skin lifting, increase skin firmness and suppleness, promote cell regeneration, reduces the appearance of lines and wrinkles.	<ol style="list-style-type: none"> <li>1. Wash and pat skin dry.</li> <li>2. Apply a small amount to entire face and neck area.</li> <li>3. Allow skin to absorb until dry.</li> <li>4. Sun-safe and suitable for daily use under makeup.</li> </ol>
<b>Face Cream</b>						
65	AuQuest Collagen Face Cream			50g	A rich moisturizer for smooth, soft and supple skin. Powered by collagen and hyaluronic acid, the formula helps to restore a firm appearance and supports natural collagen production, which helps create a younger-looking complexion. The cream fights the visible signs of ageing by reducing the appearance of wrinkles and fine lines, improving the skin's elasticity.	After cleansing your skin, apply the cream on your face and neck morning and night. Concentrate on deeper lines around your mouth or forehead.
66	FRECKLE REMOVAL WHITENING CREAM			20g	This product contains a 5G formula for removing spots and brightening skin, which can effectively and quickly brighten and remove spots, making the skin soft, white, and flawless. It is specially added with double moisturizing ingredients of avocado and glycerin, which can provide the skin with continuous hydration for up to 72 hours, leaving the skin radiant	After cleansing your skin, apply the cream on your face and neck morning and night. Concentrate on deeper lines around your mouth or forehead.
67	JoyPretty Pore Shrinking Intensity Cream			60g	This product is developed using the oil-in-water encapsulation technology and supercritical stabilization technology, combined with 8D hyaluronic acid. It provides instant hydration upon application and offers 16 hours of continuous moisturization. The texture of the product is silky, easy to spread, and quickly absorbed, leaving a lightweight and	After cleansing and toning the skin, take an appropriate amount of this product and evenly apply it to the facial skin. Gently massage until fully absorbed.
68	AuQuest Turmeric Moisture and Repair Facial Cream			50g	<ol style="list-style-type: none"> <li>1. Is good for improving blood circulation, removing yellowing, removing dampness and making the skin easy to apply makeup.</li> <li>2. Improving dullness, smoothing wrinkles and fine lines</li> <li>3. Anti-acne, anti-inflammatory and antioxidant</li> </ol>	<ol style="list-style-type: none"> <li>1. After cleansing skin in the day and night, apply appropriate amount of cream onto face and neck.</li> <li>2. Massage gently until totally absorbed.</li> </ol>
69	JoyPretty Vitamin C Brightening Face Cream			50g	Brighten skin; Lighten spots; Anti-oxidation; Improve skin elasticity.	<ol style="list-style-type: none"> <li>1. After cleansing skin in the day and night, apply appropriate amount of Vitamin C Brightening Face Cream onto face and neck.</li> <li>2. Massage gently until it's totally absorbed.</li> </ol>
70	JoyPretty Rapid Regenerist Face Cream			50g	Niacinamide +Peptide MAX; Anti-ageing; Brighten and whiten skin; Fading fine lines; Promote collagen growth.	<ol style="list-style-type: none"> <li>1. Apply appropriate cream and smooth evenly over your cleansed face and neck morning and night;</li> <li>2. Gently massage to help absorb.</li> </ol>
71	JoyPretty Tea Tree Essence Repairing Cream			50g	Oil control; Acne removal; Anti-inflammation; Sunburn protection; Refreshing skin.	<ol style="list-style-type: none"> <li>1. After cleansing with Tea Tree Refreshing Facial Cleanser every morning and night and using Tea Tree Refreshing Toner, apply appropriate amount of cream throughout face and neck evenly;</li> <li>2. Gently massage until it is totally absorbed.</li> </ol>
72	JoyPretty Herbal Acne Removing Cream			50g	Acne removal; Anti-inflammation; Gently repair; Soothe and nourish skin.	After cleaning your face, apply appropriate amount of Herbal Acne Removing Cream on skin where there's acne.
73	JoyPretty Pore Shrinking Cream			60g	This product is developed using the oil-in-water encapsulation technology and supercritical stabilization technology, combined with 8D hyaluronic acid. It provides instant hydration upon application and offers 16 hours of continuous moisturization. The texture of the product is silky, easy to spread, and quickly absorbed, leaving a lightweight and	After cleansing and toning the skin, take an appropriate amount of this product and evenly apply it to the facial skin. Gently massage until fully absorbed.

74	AuQuest 24K Gold Niacinamide Face Cream			50g	Visible 24k gold; Anti-aging; Anti wrinkles; Brighten skin; Improve skin irritations; Promote metabolism. particles will maintain stabilized skin state and prevent several external damages.	1. Apply appropriate cream and smooth evenly over your cleansed face and neck morning and night; 2. Gently massage to help absorb.
75	AuQuest Ultra Glowing Skin Whitening Facial Cream			50g	ALPHA-ARBUTIN + NIACINAMIDE Brighten skin; Dark spot removal; Evenly skin tone; Improve fallow face.	1. Cleanse face and neck; 2. Smooth evenly over your cleansed face and neck morning and night.
76	JoyPretty Retinol Moisturizing Facial Cream			30g	Encounter fine lines Uncontrolled skin status As we age, staying up late and overtime work, using electronic products, and environment harassment, the collagen loss of our skin accelerates, and thus our skin is losing elasticity and aging. 1. Forehead wrinkles 2. Crow's feet	1. Smooth a pearl-sized amount evenly in gentle massaging strokes until fully absorbed after cleaning face. 2. For best results, apply twice a day; 3. For daytime use, follow with a broad-spectrum sunscreen.
77	AuQuest Advanced Retinol Moisturizing Facial Cream			50g	Reduce fine lines and wrinkles; Tighten skin; Even skin tone; Brighten skin; Rejuvenate and moisturize skin.	1. Smooth a pearl-sized amount evenly in gentle massaging strokes until fully absorbed after cleaning face. 2. For best results, apply twice a day; 3. For daytime use, follow with a broad-spectrum sunscreen.
78	AuQuest Healing Aloe Vera Gel			50g	92% of fresh ALOE LEAF JUICE Healing sun damage; Soothe sensitive skin; Relieve irritated skin; Hydrate and moisturize.	Apply directly to the skin and let it air dry For external use only. Avoid contact with eyes. If irritation or redness occurs, please discontinue use.
79	AuQuest Salicylic Acid Acne Treatment Cream			15ml	Acne treatment; Prevent breakouts; Open blocked pores; Anti-inflammation&Anti-bacteria; For oily skin and acne	1. Clean your skin before applying; 2. Take a small amount of Salicylic Acid Acne Treatment Cream on your finger; 3. Apply the cream on the acne spot.
80	AuQuest 5 seconds wrinkle remover			20g	Reduce wrinkles and eye puffiness temporarily in just 5 seconds, provides you a tightening effect and creates an immediate lifting on the skin. Instant	1. Cleaning skin with warm water. 2. Take an appropriate amount of cream and apply it evenly after toning.. 3. Gently push up and massage until absorbed.
81	AuQuest Peptide Anti Wrinkle Facial Cream			30g	Peptide can effectively reorganizes the collagen elasticity, increase the activity of elastin. Five Peptide Ingredients are	After cleansing skin in the day and night, apply amount onto face and massage gently until immediately absorbed.
82	AuQuest Snail Repair Whitening Face Cream			30g	Besides the powerful regeneration and repairing features, the snail cream especially useful for the skin whitening, moisturizing and repairing, it can also	After cleansing skin in the day and night, apply amount onto face and massage gently until immediately absorbed.
83	AuQuest Neck & Chest Firming Super Cream			30g	A transforming, rejuvenating and firming super cream, design to helps to smooth the skin on the neck and décolletage by reducing the appearance of fine lines and wrinkles, improves your skin's elasticity,	1. Scoop a blueberry-sized amount from the jar, rub between fingers to warm and difuse product. 2. Apply a thin, even layer to the front of the neck using gentle, upward strokes. 3. Using the same method, apply another layer along the sides of the neck and jagline. 4. Apply cream to the décolleté in a circular mothin.

84	ANTI-AGING CREAM			50g	Incorporating firming and anti-wrinkle ingredients such as Vitamin E, collagen, 4D peptides, and Coenzyme Q10, this product helps to tighten the skin from the inside out, making it firm and elastic. At the same time, it reduces facial wrinkles, leaving the skin soft, smooth, hydrated, and delicate, radiating a youthful glow like that of a young girl.	After cleansing and toning, apply an appropriate amount of facial cream evenly to the face and neck, gently massage until fully absorbed.
85	HYDRATING DAY CREAM			50g	This product contains high concentrations of natural plant extracts such as Aloe Vera from Curacao, avocado, and chamomile, which intensively hydrate and deeply moisturize the skin, providing long-lasting moisturizing effects for up to 24 hours. In addition, it is specially formulated with Vitamin E and physical sunscreens with SPF15 protection to provide effective	After cleansing and toning, apply an appropriate amount of facial cream evenly to the face and neck, gently massage until fully absorbed.
86	NOURISHING NIGHT MASK			50g	This product contains anti-wrinkle ingredients such as retinol and Coenzyme Q10, as well as skin-brightening ingredients such as niacinamide and Vitamin C. They work together to tighten the skin, reduce wrinkles, and brighten the complexion, leaving the skin smooth, delicate, and radiant. It helps to enhance the overall look of the skin, making it	After cleansing and toning, apply an appropriate amount of facial cream evenly to the face and neck, gently massage until fully absorbed
87	ACNE CONTROL CREAM			50g	This product contains Australian tea tree essential oil, salicylic acid, and lactic acid, which help to combat facial acne and improve issues such as acne size, height, redness, and swelling, leaving the skin smooth and delicate without any trace of acne. Additionally, it also contains skin-brightening ingredients such as grape	After cleansing and toning, apply an appropriate amount of facial cream evenly to the face and neck, gently massage until fully absorbed.

### Treatment PRODUCTS

88	42% Urea Foot Cream			50g	Transforms rough and cracked foot skin into soft and smooth. Minimizes Appearance of Corns & Calluses Helps Repair Rough, Cracked Skin Gently Exfoliates Scales & Dead Skin	After cleansing the skin, take an appropriate amount of the product and apply it to the skin on your feet as well as other areas where skin improvement is needed. Massage it in until it is fully absorbed.
89	AuQuest Horse Oil Foot Cream			30g	Contains rich nutrition with double care effects of mint and horse oil. The moisturizing cream with fresh scent has multiple effects of repairing, cleaning, relieving and protecting skin. It can help prevent various foot health issues from occurring and keep the feet looking and feeling healthy.	1. Before using it, use warm water to soak any proposed part for 30 minutes, clean and wipe the part and keep it dry; 2. Apply the product on the part; keep massaging around the part until the product is adsorbed. Use the product twice a day.
90	JoyPretty Herbaceous Nails Repairing Serum			20ml	Improve onychomycosis; Soften infected nails; Deeply nourish nails; Thicken fragile nails.	1. Clean the nails with warm water; 2. Use a manicure knife to repair the grooves on the nail surface and clean the dirt; 3. Apply appropriate amount of Herbaceous Nails Repairing Serum on the infected nails; 4. Use once in the day and once in the night.
91	JoyPretty Acne & Pimple Treatment Cream			15g	This product is enriched with 20% Azelaic Acid and 2% Salicylic Acid, effectively targeting inflammation associated with acne. It works from the root to address acne problems, helping to minimize the size, redness, and other issues related to acne, leaving smoother and flawless skin. Additionally, it contains 2.0 PIONIN and 15% 8K Plant based Acne Treatment	After cleansing and toning, apply an appropriate amount of acne treatment cream onto the facial skin or other areas affected by acne. Gently massage the cream into the skin until fully absorbed. For acne-prone areas, multiple applications can be layered for better results.
92	AuQuest Acne Removal Cure Gel			20g	This gel is light and can be quickly absorbed. It treats acne and pimples, and helps to undo skin damage. It will effectively prevent pimples and make marks fade.	1. After cleaning, apply proper amount of product to acne area. 2. Massage to make it absorbed. 3. Recommended to use 2-3 times a day, a cycle is 28 days; for severe acne, recommended to use 2 cycles.

93	AuQuest Pimple Acne Patch			72	Flatten acne; Matt protection; Reduce redness; Strong adhesion; Natural and cruelty-free.	1.Clean and dry your skin; 2.Pick the patch that is bigger than the spot and stick the patch on the top of it; 3.Keep the patch stick on the spot for 5-24 hours; 4.Remove the patch as soon as it changes its color to white and replace with another one if necessary.
94	Blackhead Removal Set			5PCS6 ml +5PCS 4ml +5 6ml	This product contains 30% new composite fruit acid and 2% new encapsulated salicylic acid, which uses slow-release technology to enhance the skin's acid resistance and gently remove excess epidermal keratin, shrink pores, and make the skin smooth and delicate.  It also contains natural fruit and vegetable extracts, such as Grape skin extract and	After cleansing and toning, take an appropriate amount of serum and apply it evenly to the face and neck, massaging until it is fully absorbed.
95	JoyPretty Shea Butter Intensive Scar Vanishing Cream			40g	Remove new scar; Lighten old scar; Improve skin elasticity; Soothe and nourish skin.	1. Apply appropriate amount of Mango IntensiveScar Vanishing Cream evenly on your skin where there's scar; 2. Massage in circular motion with finger pulp until completely absorbed.
96	AuQuest TCM Acne Scar Marks Removal Gel			30g	The unique natural plant extracts scars gel helps soften, smooth and diminish the appearance of scars, especially those that are lumpy, bumpy or discolored. It is Anti-allergic, safe, effectively prevents scars in a short time.	After cleansing in day and night, apply amount onto face or body, and gently massage until absorbed.
97	JoyPretty KP EXFOLIATING REPAIR CREAM			50g	This product is a reparative formula developed for skin affected by follicular keratosis and skin cracking. It contains 25% urea and dual vitamin E, which help repair the skin, improve skin cracking, and smoothen the small bumps caused by follicular keratosis. With regular use, the skin becomes smooth and tender. Additionally, it also contains 20% vitamin C making the skin appear fair, tender.	After cleansing the skin, take an appropriate amount of this product and apply it to the areas of the body and face affected by follicular keratosis or in need of whitening, where small bumps may appear. Gently massage until absorbed.  This product can also be used as a daily body lotion for regular body care. Take an appropriate amount of the product in the morning and evening, avoiding sensitive areas, and apply it evenly to the body skin.
98	AuQuest Slimming Cream			60g	Slim down and shape up without dieting Speed up metabolism, stimulate subcutaneous fat burning, and prevent the production of new cellulite fat loss while increasing skin elasticity, prevent the production of fat lines Firming skin for a slim figure	Apply the product to fat deposits after cleansing your body. Legs need to be massaged for two minutes; The buttocks should be massaged in circular motions for at least two minutes. Push fat from the waist to the belly and back to the waist for two minutes. Massage your arms in a circular motion for two minutes.
99	AuQuest Fat Burner Slimming Cream			45g	Burns fat with pepper, ginger; Increase in circulation; Body shaping; Inhibits growth of fat tissue; Massage with 5 ball bearings; Natural and safe	Clean your body, and apply the product to the position you want to slim such as buttocks, thighs, abdomen, or arms. Massage skin in gentle circular motions for about 10 minutes until the skin becomes warm and relaxed. 1-2 times per day with continuous use for 2 to 3 months for best results.
100	AuQuest Quick Slimming Patch			5pc	An all natural and 100% safe herbal patch, easy to use, safe and efficient in removing excess fats in your body. The patch delivers their natural ingredients to aid quick weight loss through the skin.	1. Wash and dry the area you want to apply the wraps. (confirm the skin is dry) 2. Open it and remove the film on the patch. 3. Place the wraps on the area gently (abdomen, thigh, hip, upper arm) 4. Apply the adhesive bandage on the wrap (You are advised to leave the wrap for 8 hours).
101	AuQuest Hips Smoothing Moisturizer Cream			50g	Smooth rough skin; Improve dullness; Relief dryness; Tighten skin; Hydrate and moisturize.	Apply appropriate amount of cream on clean buttocks and massage till absorb.
102	AuQuest Herbaceous Breast Booster Oil			30ml	Breast size increase; Breast firming; Promote lymph movement; Soften breast skin; Maintain breast health.	1.Clean breast skin; 2.Add Herbaceous Breast Booster Oil on your palm and the rub your palms until they feel warm; 3.Gently massage the oil onto breast skin in inward and upward circular motion.

103	AuQuest Breast and Hips Enhancement Cream			45g	It helps firm and enhance your breast and buttocks with exclusive complex of active and natural ingredients. Its lift action can instantly tighten the tissue of the breast and hip, helps effectively fight gravity, provide elasticity and support, firm and smooth the skin.	Step 1: Apply gently around the target areas and massage in upward and outward direction until absorbed completely. Step 2: Apply twice daily, once after bath and once bedtime for optimum results. Do not wash the cream after application.
104	AuQuest Underarm Whitening Emulsion Cream			50ml	Help to whiten armpit; Repair thick pores; Smooth underarm skin; Remove the smell.	1. Clean and dry skin; 2. Apply and massage into skin until fully absorbed; 3. For optimal results, use twice a day in the morning and evening.
105	AuQuest Armpit Refreshing Antiperspirant Spray			35ml	* Against sweat; * Refreshing odour; * Long-last freshness and dryness; * Anti-bacteria; * Safe and gentle	1. Cleaning armpit and towel dry; 2. Spray appropriate amount of product on your armpit; 3. Wait until absorbed.
106	AuQuest Tattoo Aftercare Oil			30ml	Enhance tattoo color; For new & existing tattoos; Promote healing; Reduce stimulation; Moisturize skin.	Take appropriate oil on the palm and evenly apply on skin with tattoo; Massage to help absorb; Make sure to cover the whole tattoo for a better result.
107	AuQuest Varicose Veins Relief Cream			80g	Minimize varicose and spider veins; Relieve tired legs; Relieve dilated capillaries; Tighten skin; Promote smooth skin.	1. Use a hot towel to warm your legs; 2. Take a proper amount of this cream and apply it to the discomfort area; 3. Massage legs & feet from the bottom in upwards movements until absorbed.

*Richmond*<sup>TM</sup>

**LONDON**

cosmetic skincare



## **Skin Products Catalog**

[www.richmondenterprise.co.uk](http://www.richmondenterprise.co.uk)

[Info@richmondenterprise.co.uk](mailto:Info@richmondenterprise.co.uk)

**RICHMOND PARK ENTERPRISE LONDON LTD, Company number 15762446**

**Address: Southwark, 32 Blackfriars Road, London, United Kingdom SE1 8PB**